

# User Guide

## Crystal Catcher Main Body “Multi” (CC-900)

### 1. Feature of CC-900

- CC-900 was developed to be used with all kind of Tips.
- CC-900 could be used with Glass Tips, CT-300(Aqua), CT-400(Salt), also with Stainless Tips, CT-100(Aqua), CT-200(Salt) using the adjuster.

### 2. How to use


#### 1) Name of parts & description



#### Tip attaching part:

Set Tip by magnetic force. Make sure the screw thread of the Tip is set to reentrant part at the Tip attaching part of the Main Body.

\* When setting the Tip to the Main Body, DO NOT turn the Tip by finger. Adhesive may come out a lot and the Tip may break.



#### Adjuster:

It's the screw to adjust the stroke of the knock button. By changing the stroke, rotation angle of the Tip changes, and can adjust the amount of adhesive coming out.

#### Color gauge:

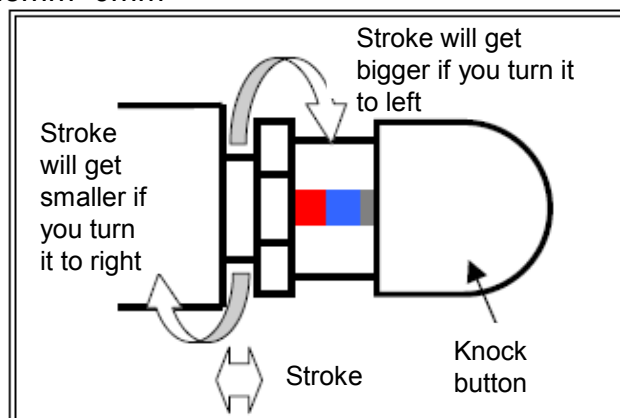
It's the gauge that has display of 3 colors (red, blue, black).

Stroke length for each color is

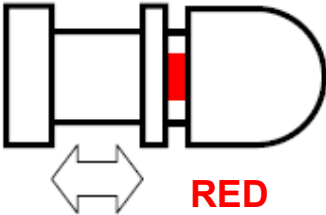
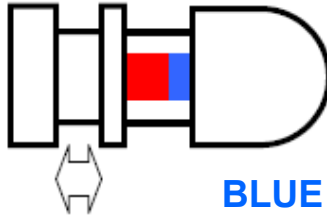
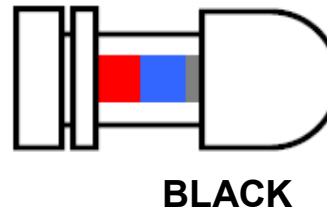
Red: 7.5mm~5.5mm, Blue: 5.5mm~3.5mm, Black: 3.5mm~0mm

#### 2) How to use the “Adjuster”

Please set the Adjuster depending on type of Tip you use. By changing the stroke within the color gauge range, you can adjust the amount of adhesive coming out.



### 3) Adjuster and Tip

Color gauge			
Type of the Tip	<b>Stainless Tip</b> CT-100 Aqua CT-200 Salt	<b>Glass Tip</b> CT-300 Aqua CT-400 Salt	For ultra trace amount of adhesive

#### Notice

- Set the Adjuster on the color gauge to meet the Tip that you are using. If used in different color gauge, it may become a cause of breaking the Glass Tip or will be cause of adhesive coming out a lot and may not stop for long time.
- In case of using Glass Tip, knocking the knock button twice will be optimum amount.  
By the use situation, please make a fine adjustment with the Adjuster.
- It will take a few seconds for adhesive to come out.
- If you knock continuously it may become a cause of breaking the Glass Tip or will be cause of adhesive coming out a lot and may not stop for long time.
- When using it for the first time or 8 hours after your last usage, adhesive may not come out soon. Keep knocking 5~8 times, use it by checking the amount of adhesive coming out.
- Adjuster is also the part for preventing rolling, but be careful of dropping Main Body by rolling.
- Duration of guaranty of the Main Body is 1 year from your purchase.  
(Except to the extent that it is broken by customer's fault or it hasn't been used as mentioned in the user guide.)

**USER ASSUMES FULL RESPONSIBILITY FOR UNAUTHORIZED  
EQUIPMENT MODIFICATIONS OR APPLICATION OF EQUIPMENT  
OUTSIDE OF THE PUBLISHED INTENDED USE AND  
SPECIFICATIONS. SUCH MODIFICATIONS OR APPLICATIONS  
MAY RESULT IN EQUIPMENT DAMAGE OR PERSONAL INJURY.**